

**An
Introduction
to Beehive**

**Your Parent
Portal for
your Child's
Journey**



beehive




What Is Beehive?


Beehive is your online Parent Portal to

- Access your Child's Assignments
- Topping up your Smartcard for food at the Canteen
- Paying for Products and Trips from the Beehive Store
- Viewing your child's rewards or detentions
- Checking your Child's Class Timetables
- Filling Out Media and PE Consent Forms


Accessing Beehive

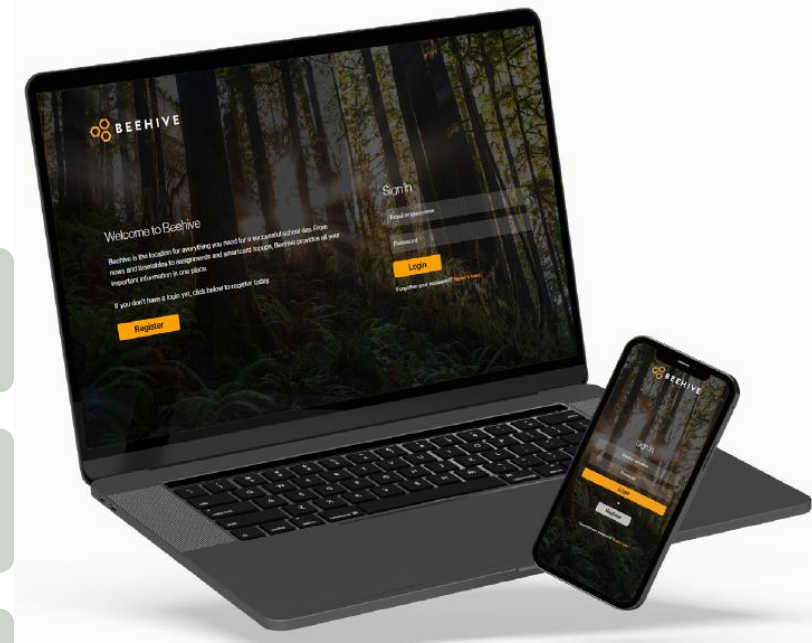
 Open your Internet Browser and type the URL: <https://beehive.lionhearttrust.org.uk> or You can also access Beehive by downloading our App on the Google Play and Apple App Store!

 Grab yourself a special invitation to Setup your Beehive account by selecting 'Activate'

 Type your Email Address that you have provided to the school and 'Send Activation Email'

 Keep an eye on your inbox until you receive a 'You can now register with Beehive' Email

 Open the link and fill out your details, once finished you can now login to Beehive!



DOWNLOAD FOR ANDROID



DOWNLOAD FOR IPHONE



The background of the slide is a honeycomb pattern. The cells are a mix of yellow and orange, with a slight gradient from top-left to bottom-right. The text is white with a thin black outline.

Navigating the Beehive Website and App

Accessing Your Child's Assignments



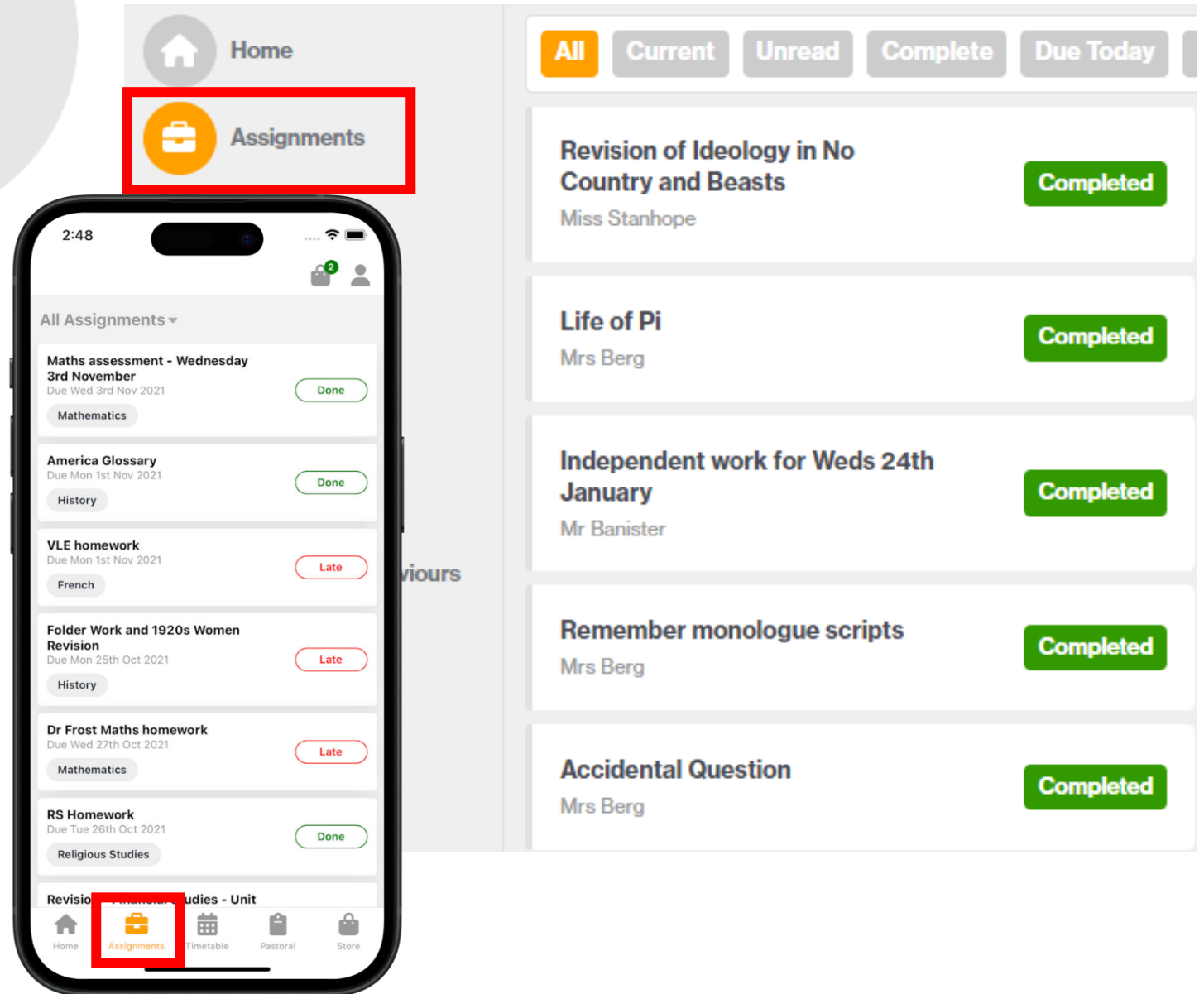
Assignments can be found on the 2nd Beehive Tab on the Website and on the bottom bar on the App

You can Filter your Assignments from ones that are Due, In Progress, Completed or Late

Each Assignment will show the title and the Teacher who set the Assignment

You can always view more details by tapping or clicking the individual Assignment.

It's encouraged for Students to hand their Assignments On Time



Checking Class Timetables



Finding your child's lessons is now made easy thanks to the Timetable tab on Beehive found on the 3rd row on the Website and on the bottom bar of the App.

Each Block will show the Subject and the location of the room where the class is held.

Self-Study Periods can be used for revision purposes

Timetable

15:52 5G 45

Timetable Events

Monday

1	Self Study	08:50 - 09:40
2	Self Study	09:40 - 10:30
3	Self Study	10:50 - 11:40
4	Self Study	11:40 - 12:30
5	Self Study	12:30 - 13:10
6	Self Study	13:10 - 14:00
7	Self Study	14:00 - 14:50
8	Self Study	14:50 - 15:40
9	Self Study	15:40 - 16:30

Tuesday

1	Self Study	08:50 - 09:40
2	Self Study	09:40 - 10:30

Home Assignments **Timetable** Pastoral Store

2 English Literature AL2

3 Film Studies MS1

4 Film Studies MS1

5 Self Study

6 Self Study

Topping Up your Child's Smartcard



Your Child's Smartcard is not only required to be always worn with them but it's also essential to purchase Food at our Canteen and be able to print resources.

Smartcard and Print Credit top-up's can only be made through Beehive

There are options to top-up between £5-£50 at a time.

As Parents and Carer's, you have an overview of your Child's Smartcard Balance and the transaction of what they have bought.

The image displays the Beehive app interface for managing a child's smartcard. At the top, there are buttons for 'Smartcard' and 'Print Credit'. The main section shows the 'Smartcard Balance' as £2.10. Below this, there are two 'Buy Topup' buttons for £5.00 and £10.00. A smartphone inset shows the app's 'Store' screen, which includes a 'Smartcard' balance of 0 and a list of top-up options: £5, £10, £15, £20, and £25, each with an 'Add to Basket' button. The bottom navigation bar of the smartphone shows icons for Home, Assignments, Timetable, Pastoral, and Store, with the Store icon highlighted by a red box. Another red box highlights the smartcard icon in the top navigation bar of the desktop view.

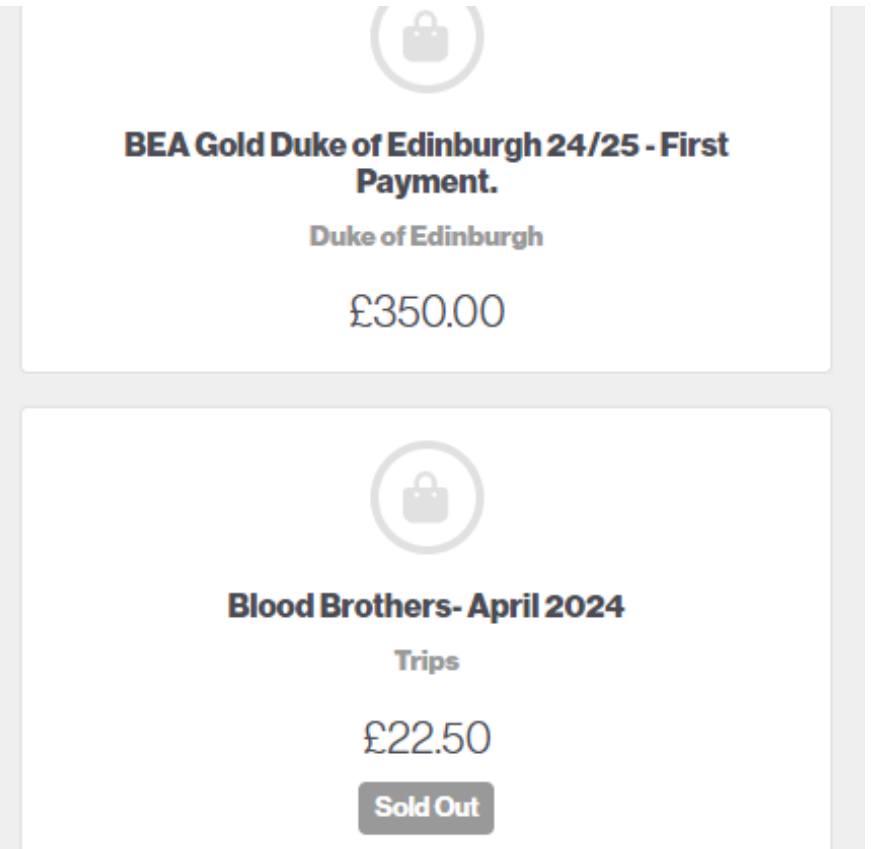
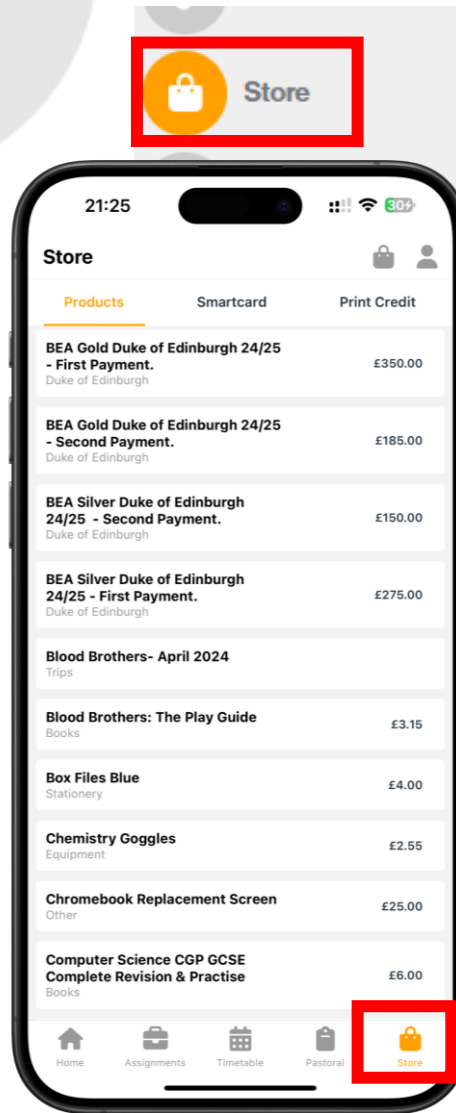
Purchasing Trips and Items from the Beehive Store



The Beehive Store is full of items to enhance your Child's learning

It ranges from Revision Books to Art Supplies, essential stationery and much more!

This is also the place where you can purchase School Trips for your Child can go on for an unforgettable experience



Tracking Rewards and Behaviour Points



In Classes, if you perform well, show great effort and follow the 4 R's, your child will receive points that will earn them rewards such as Free Waffles!

Alternatively, there are also Behaviour points for not holding college values which can result in detentions.

All points can be tracked within Beehive to reflect your child's education progress.

Beehive will automatically email you if your Child achieves a reward milestone to celebrate their success.

The screenshot shows the Beehive app interface. At the top, there is a navigation menu with icons for Home, Events, and Rewards & Behaviours. The Rewards & Behaviours section is highlighted with a red box. Below the navigation menu, there is a summary of the child's performance: 98.33% Attendance, 0 Lates, 6 Absences, 0 Behaviours, and 376 Rewards. Below this summary, there are several reward milestones listed, such as 'R4.8 Role in the community', 'R2.7 Effort', 'R1.4 Kindness', 'R1.6 Teamwork / Collaborative', and 'R6.7 Working hard at home'. The 'Pastoral' section is highlighted in red. To the right of the app screenshot, there is a larger view of the 'Activity' section, showing a summary of attendance (93.83%) and lates (1). Below this, there are two activity entries: 'Enthusiasm given by Mrs Berg in 13V/Ts1' (R1.3) and 'Effort given by Miss Cunningham in 13HJC' (R2.7).

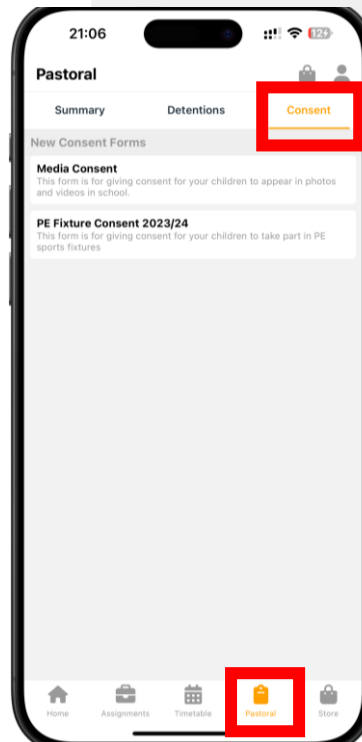
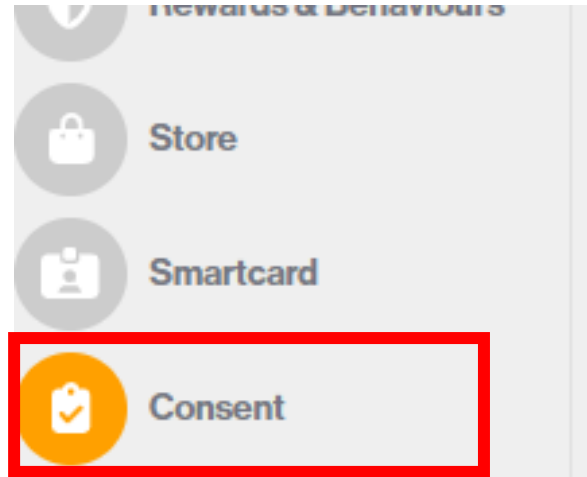
Provide Consent Information



Giving your consent is vital for your child to partake in PE Fixtures or be allowed to be photographed in school

Consent forms are now easy to fill out now that they have been integrated into Beehive

Navigate to the Consent tab on the sidebar and fill any forms you have outstanding



The consent forms below are available

Media Consent

This form is for giving consent for your children

Student

PE Fixture Consent 2023/24

This form is for giving consent for your children

Student

Still Need Help?

Our Friendly Beehive Support Team is on hand to answer any queries you may have if you experience problems or are unsure how to navigate the site.

Email into beehivesupport@lionhearttrust.org.uk so we can resolve your query

