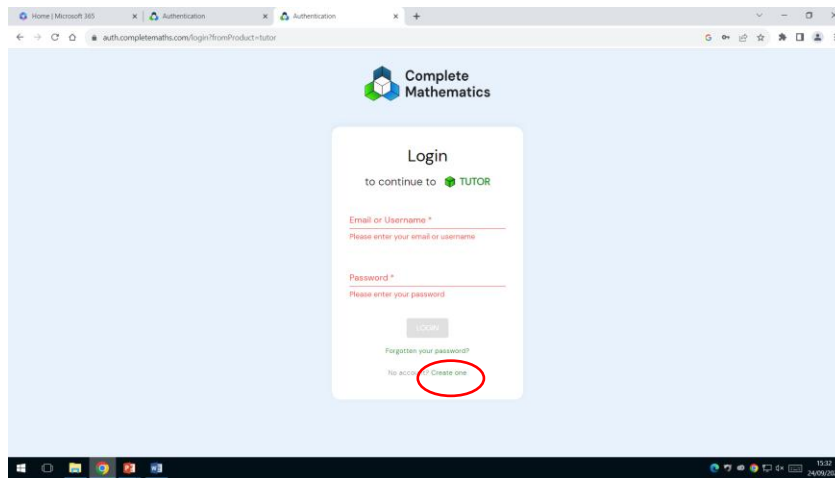
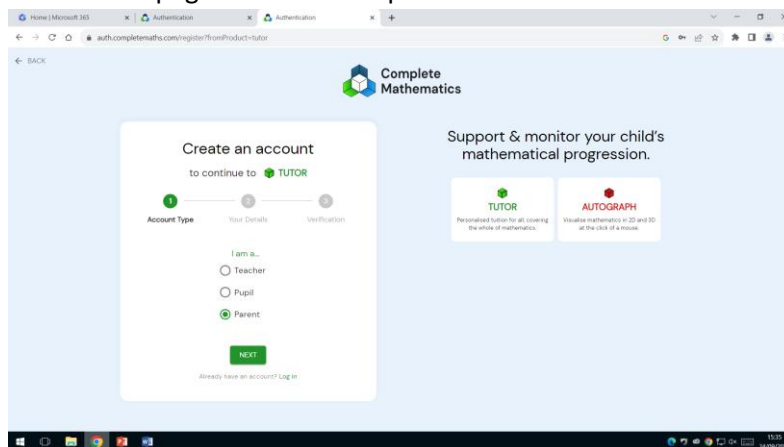


Complete Maths Tutor – Parental Help Sheet

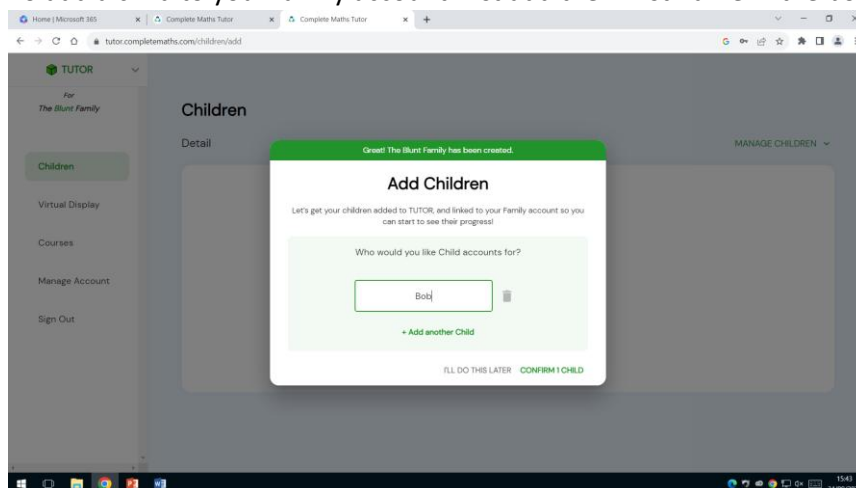
1. On the Complete Maths account login page, click “Create one”



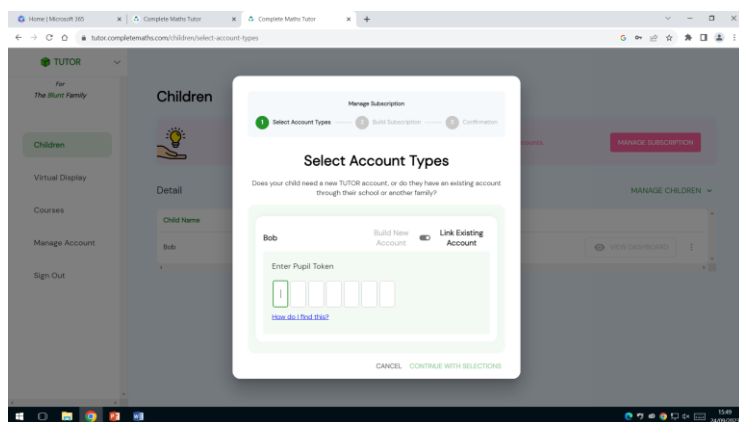
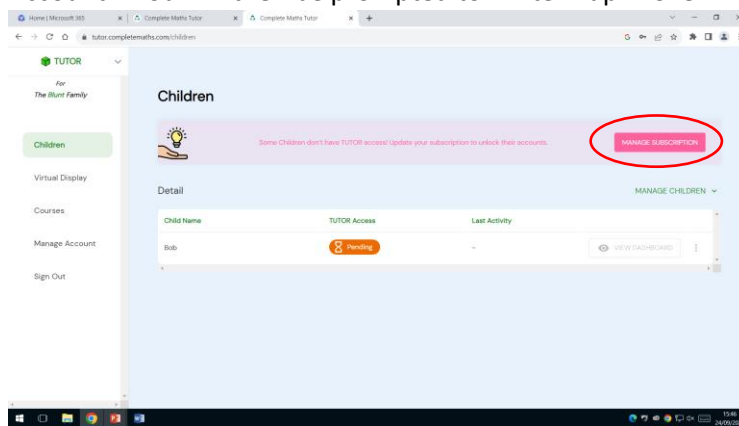
2. On the next page select “I am a parent”



3. Add your email address (you will need this to log in) then fill in the rest of your details and complete the email verification process.
4. You have now set up your family account.
5. To add a child to your family account first add their first name in the box.



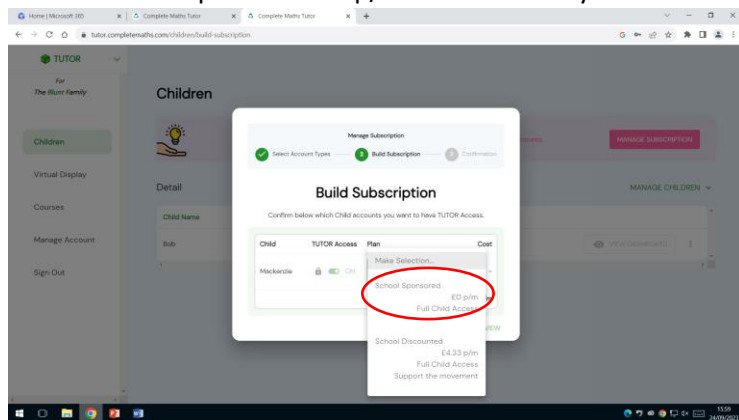
6. On the next page click the pink “Manage Subscription” button and select “Link Existing Account”. You will then be prompted to “Enter Pupil Token”



The pupil token is a 7 character code at the bottom of your child’s homepage. Ask them for it.

Once you have added it you will be asked to “Build Subscription”.

Select “School Sponsored £0 p/m” This is already included in our school package.



Complete your subscription. Your account and your child’s are now linked.

If you have other children to add, click “Manage Children” and repeat steps 5 and 6.

You are now able to:

View your child’s dashboard and see details of what they are working on and when.

By clicking on the three dots next to their details, reset their password for them.